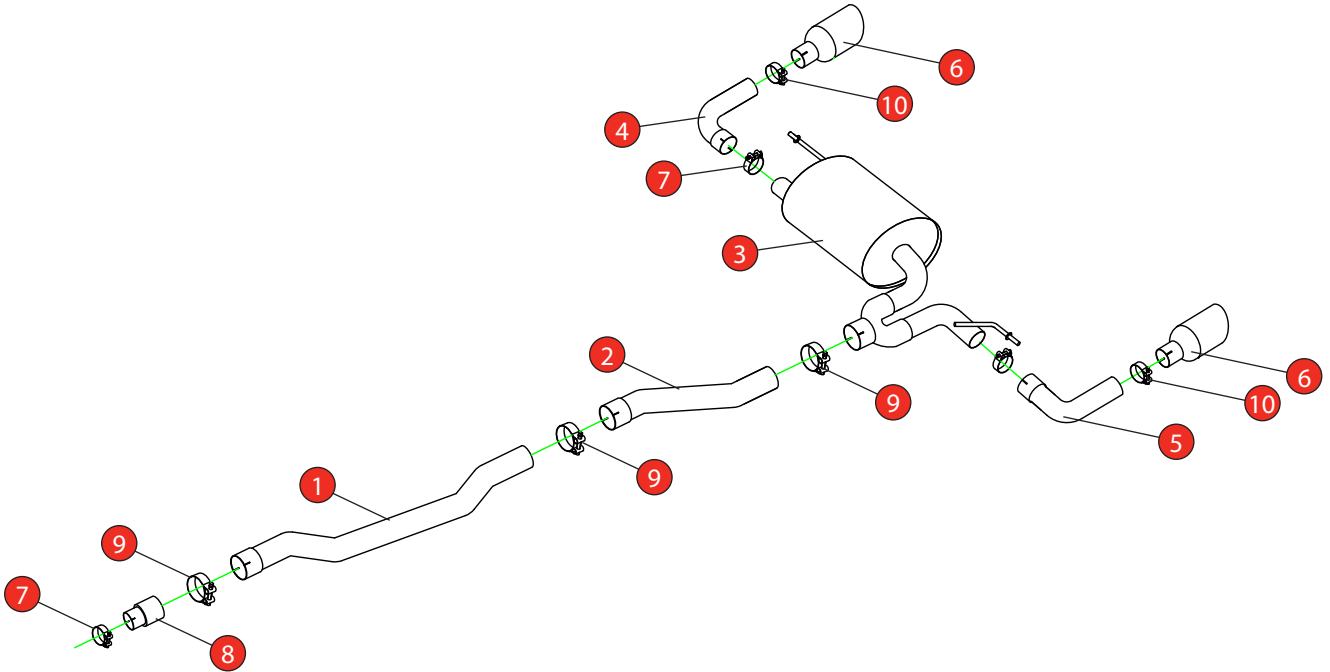


<b>Car</b>	MINI Clubman F54 Cooper S GPF Model	<b>Part No.</b>	SMN028CF
<b>Year</b>	2019 -Current	<b>Fit Kits</b>	378FK
<b>Notes</b>	Where not supplied use original fittings. Original system requires cutting.	<b>Features</b>	Pipe Diameter:- 70mm


Estimated Fitting Time: 1 Hour 30 Minutes



NO.	PART NO.	DESCRIPTION	QTY
1	834BM	Centre Pipe	1
2	835BM	Link Pipe	1
3	836BM	Rear Silencer	1
4	837BM	R/H Trim Bend	1
5	879BM	L/H Trim Bend	1
6	Z023.10162	Ø114mm Carbon Fibre Ascari Trim	2
<b>Fit Kit</b>			
7	Z016.10070	65mm H/D Clamp	3
8	AD02	Adaptor	1
9	Z016.10063	72mm H/D Clamp	3
10	Z016.10064	63-68mm Clamp	2

DATE	26/07/2023
ISSUE	01
AUTHORISED	S Shipley

**NOTE:** ENSURE SCORPION SYSTEM IS CLEAR OF MOVING PARTS AND ALL ORIGINAL FUNCTIONS WORK CORRECTLY.




STAY CONNECTED TO RED POWER.

<b>Car</b>	MINI Clubman F54 Cooper S GPF Model	<b>Part No.</b>	SMN028CF
<b>Year</b>	2019 -Current	<b>Fit Kits</b>	378FK
<b>Notes</b>	Where not supplied use original fittings. Original system requires cutting.	<b>Features</b>	Pipe Diameter:- 70mm

Estimated Fitting Time: 1 Hour 30 Minutes

### Cutting Instructions :



To make it easier to cut the exhaust we recommend removing it from the car. Find the 3 pairs of indents and use the middle pair to mark out the cutting line. Cut along the line and de-bur the edges. Re-fit the original GPF and fit the Scorpion GPF-back following the line diagram above. NOTE: If fitting at the same time as our GPF delete you won't need to cut the system.



STAY CONNECTED TO RED POWER.